

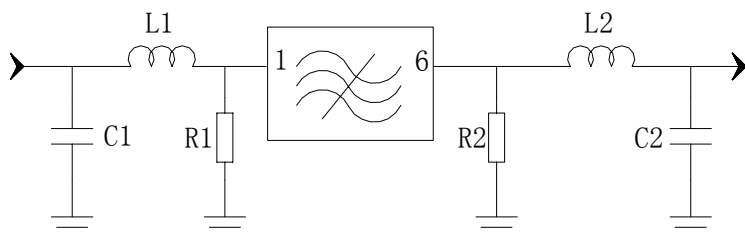
Specifications

Parameter	Unit	Minimum	Typical	Maximum
Center Frequency	MHz	95.9	96	96.1
Insertion Loss	dB	-	24	26
3 dB Bandwidth	MHz	5.2	5.34	-
20 dB Bandwidth	MHz	-	6.14	6.2
35 dB Bandwidth	MHz	-	6.44	-
40 dB Bandwidth	MHz	-	6.55	6.7
Passband Variation	dB	-	0.5	0.8
Absolute Delay	usec	-	2.14	-
Ultimate Rejection	dB	40	44	-
Material Temperature coefficient	KHz/°C	-1.728		
Ambient Temperature	°C	25		
Package Size	SMD19*6.5			

Notes:

1. All specifications are based on the test circuit shown
2. In production, devices will be tested at room temperature to a guardbanded specification to ensure electrical compliance over temperature
3. Electrical margin has been built into the design to account for the variations due to temperature drift and manufacturing tolerances
4. This is the optimum impedance in order to achieve the performance show

Matching Configuration



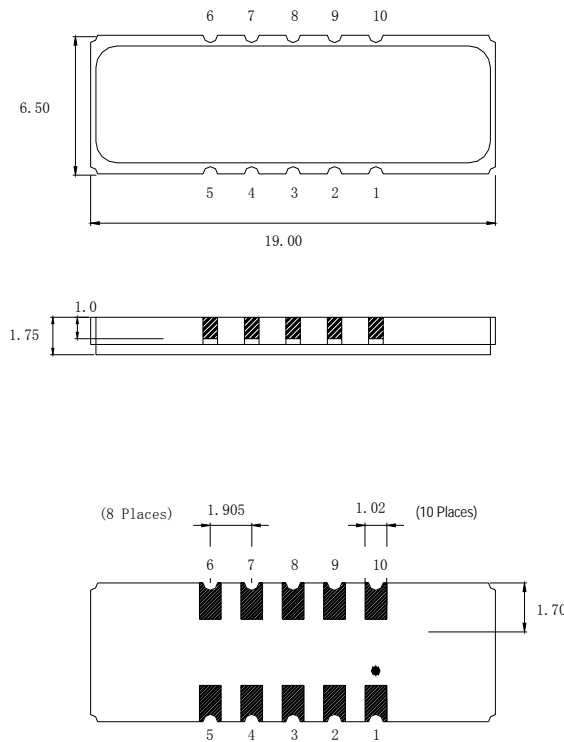
L1=82nH L2=56nH
C1=33pF C2=82pF
R1=100Ω R2=100Ω

Source/Load Impedance=50 ohm


Notes - Component values may change depending on board layout.

	SIPAT Co., Ltd. (CETC No. 26 Research Institute) Nanping Huayuan Road No. 14 Chongqing, China, 400060	Part Number	LBT09606	
		Rev. Date	2005-12-12	
		Rev.	1.0	Page

Package Dimension

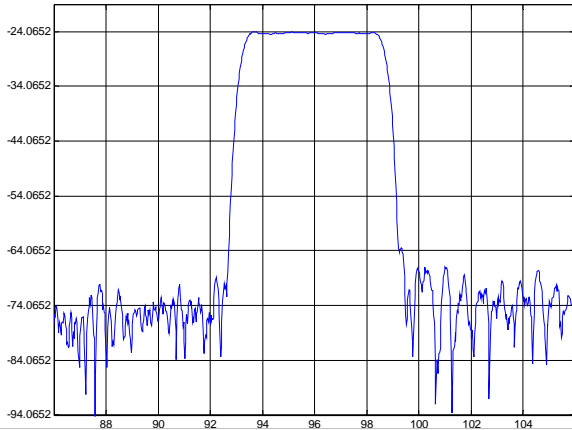


Input:1
Output:6

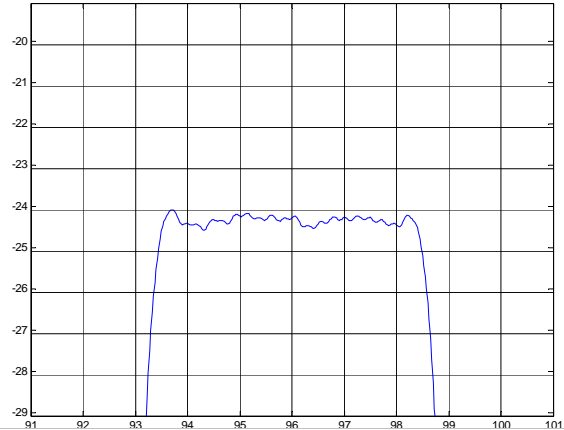
	SIPAT Co., Ltd. (CETC No. 26 Research Institute) Nanping Huayuan Road No. 14 Chongqing, China, 400060	Part Number	LBT09606	
		Rev. Date	2005-12-12	
		Rev.	1.0	Page 2/3

Typical Performance

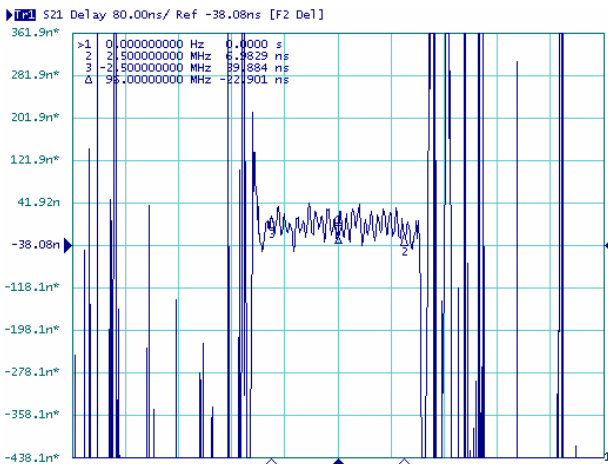
Frequency Respond



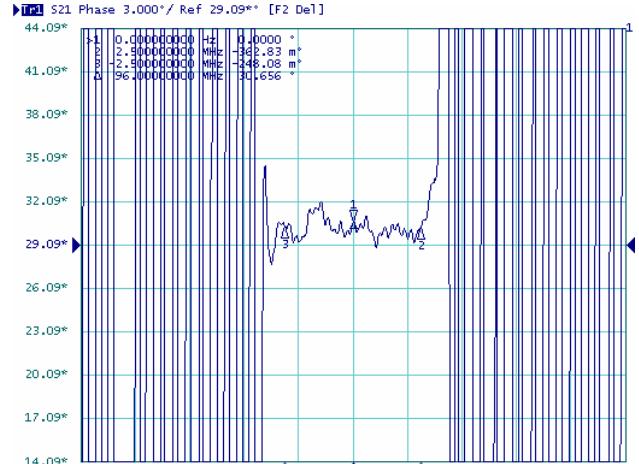
Passband Respond



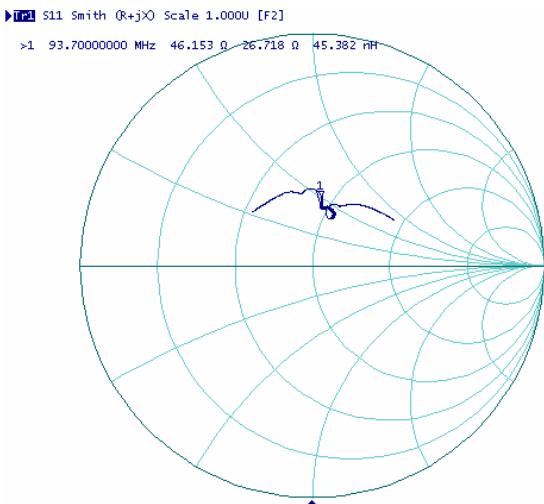
Group Delay Variation($f_0 \pm 2.5\text{MHz}$)



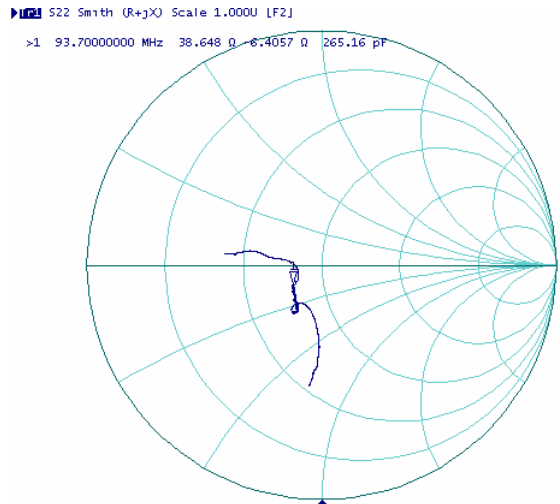
Phase Linearity($f_0 \pm 2.5\text{MHz}$)



Smith Chart S11



Smith Chart S22



SIPAT Co., Ltd.
(CETC No. 26 Research Institute)
Nanping Huayuan Road No. 14
Chongqing, China, 400060

Part Number	LBT09606	
Rev. Date	2005-12-12	
Rev.	1.0	Page 3/3